











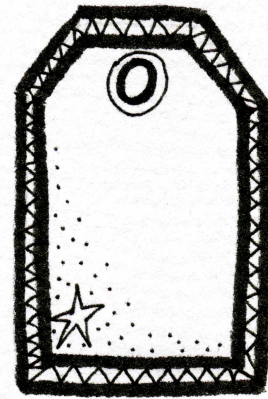
JAR Lid



Labels

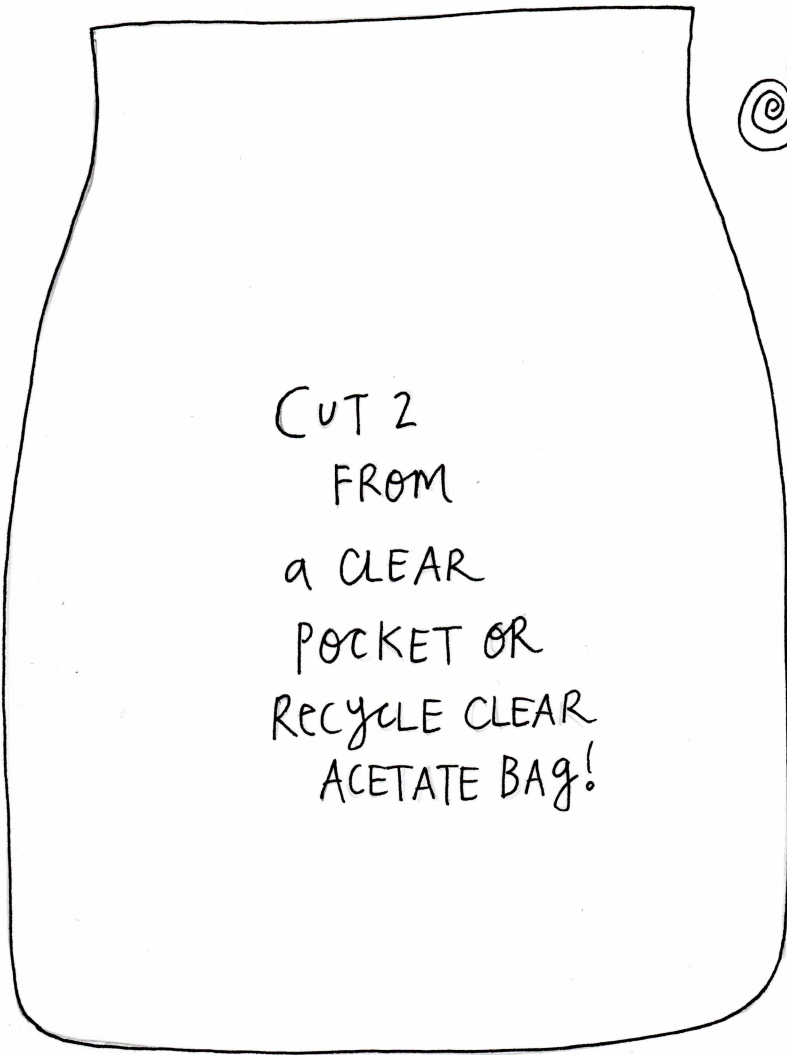


MAGICAL SPELL JAR STICKERS



SPELL JAR

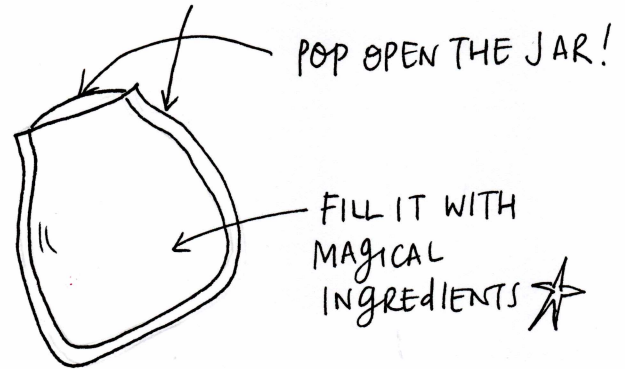
INSTRUCTIONS



1: CUT 2 PIECES OF CLEAR POCKET THIS SHAPE.

2: POP THESE INTO A LAMINATING SHEET + HEAT TO INSTRUCTIONS

3: CUT OUT LEAVING A SMALL BORDER - LEAVE TOP EDGE OPEN




4: FILL WITH your CHOSEN SPELL INGREDIENTS

5: Infuse your Jar with intent (Love, incense, breath, spoken words)

6: SEAL - using the Jar Lid template - fold it over and glue over the open top.

7: Place your jar in the light of the moon ☾ on a windowsill, hang it in a tree on a day night. (or sleep with it ♡)

8: Fix your jar in your magical geimoire



- | | |
|---------|-----------------|
| Herbs | Symbols |
| Flowers | messages |
| Earth | Hair |
| Ash | Fur |
| sigils | Feathers |
| Words | Dust |
| Images | Photos |
| Coins | cloth + ribbons |



attach labels and decorate your page!